







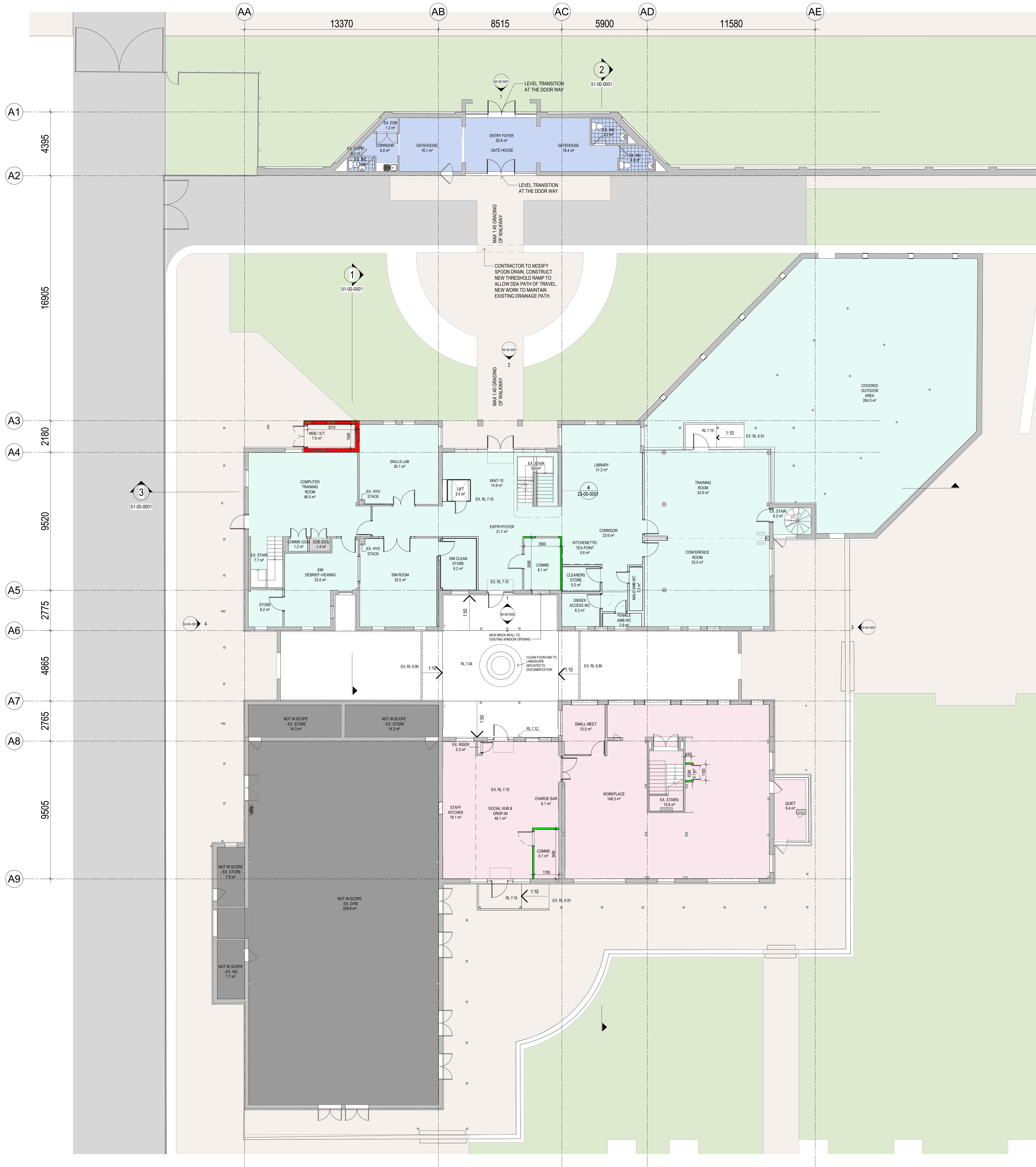
EXISTING TOILET TO BE  
DEMOLISHED; PLUMBING FIXTURES  
AND DRAINS TO BE CAPPED OFF.

- EXISTING TOILET TO BE DEMOLISHED, PLUMBING FIXTURES AND DRAINS TO BE CAPPED OFF.









- LEGEND:**
- EXISTING WALL
  - NEW BRICK WALL
  - NEW PARTITION WALL
- DEPARTMENT LEGEND:**
- BACK OF HOUSE
  - CIRCULATION
  - COURTYARDS
  - EDUCATION / STAFF DEVELOPMENT / SIM CENTRE
  - EXISTING BUILDINGS
  - NOT IN SCOPE
  - PLANT
  - STAFF WORKPLACE
  - TRAINING

**NOTES:**

**MAXIMUM POPULATION:**

- WORKPLACE - 23-50 PEOPLE
- EDUCATION - 15-80 PEOPLE

**FLOOD PROTECTION:**

- REFER TO ENGINEER'S REPORTS FOR DETAILS

**EXISTING WINDOWS:**

- ALLOW FOR CONTRACTOR TO REVIEW ALL EXISTING WINDOWS FOR DAMAGE TO GLAZING & REPLACE WHERE REQUIRED
- EXISTING BARS TO BE REMOVED FROM WINDOWS
- ALLOW TO REPAIR ANY WINDOW OPENING HANDLES, LOCKS ETC
- PROVIDE WINDOW RESTRICTORS TO ALL WINDOWS ON LEVEL 2 WHICH OPEN WIDER THAN ALLOWABLE UNDER THE BCA CLAUSE D3029 - PROTECTION OF OPENABLE WINDOWS

**EXISTING STAIRS:**

- NEW BALUSTRADES, HANDRAILS, STAIR NOSINGS & TACTILES REQUIRED TO ALL EXISTING STAIRS IN COMPLIANCE WITH AS 1428.1

**NEW KERB RAMP & LANDINGS:**

- TO COMPLY WITH AS 1428.1

**STORM WATER:**

- REPAIR & MAKE GOOD OF ALL DAMAGED GUTTERS & DOWNPIPES

- LEGEND OF PARTITIONS:**
- EXISTING WALL
  - TYPICAL WALL
  - FIRE COMPARTMENT WALL - SMOKE
  - FIRE COMPARTMENT WALL - 1 HOUR RATED
  - FIRE COMPARTMENT WALL - 2 HOUR RATED

REV	DESCRIPTION	DRN	DATE
A	WORK IN PROGRESS	ML	18.07.24
B	ISSUED FOR EASY WORK IN PROGRESS	ML	19.07.24
C	ISSUED FOR ACQUISITION SITE PLUS 1	ML	19.07.24
D	ISSUED FOR ACQUISITION SITE PLUS 2	ML	20.07.24
E	ISSUED FOR ARCHITECTURAL DESIGN FREEZE	ML	19.08.24
F	ISSUED FOR DRAFT TENDER	ML	30.08.24
G	ISSUED FOR DA AGREEMENT	ML	08.10.24

**COPYRIGHT**

ALL RIGHTS RESERVED. THIS WORK IS COPYRIGHT AND CANNOT BE REPRODUCED OR COPIED IN ANY FORM OR BY ANY MEANS (GRAPHIC, ELECTRONIC OR MECHANICAL INCLUDING PHOTOCOPYING WITHOUT THE WRITTEN PERMISSION OF THE PRINCIPAL UNDER THE TERMS OF THE CONTRACT. ANY LICENCE EXPRESS OR IMPLIED TO USE THE DOCUMENT FOR ANY PURPOSE WHATSOEVER IS RESTRICTED TO THE TERMS OF THE AGREEMENT OR IMPLIED AGREEMENT WITH THE PRINCIPAL UNDER THE TERMS OF THE CONTRACT.

**DIMENSIONS**

USE FIGURED DIMENSIONS. DO NOT SCALE. CONTRACTORS MUST VERIFY ALL DIMENSIONS ON THE SITE BEFORE COMMENCING ANY WORK OR MAKING ANY SHOP DRAWING WHICH MUST BE SUBMITTED AND REVIEWED BEFORE MANUFACTURE.

**FIXTURES, FITTINGS & EQUIPMENT SPECIFICATIONS**

SUBSTITUTE FIRE EQUIPMENT SPECIFICATIONS

THE FIT OUT DESIGN AND DOCUMENTATION HAS BEEN COMPLETED ON THE BASIS OF FIRE AND EQUIPMENT ADVISED TO THIS OFFICE AT THE TIME OF BRIEFING THE DESIGN. THE DESIGN PROVIDES FOR FIRE AND EQUIPMENT INCORPORATES SPATIAL ALLOCATIONS, SERVICES, LOADING AND ACCESS CLEARANCES AND WHERE APPROPRIATE SERVICE REQUIREMENTS. MAKING THE RECORD FOR SUBSTITUTION. FEATURES AND FITTINGS. IT SHOULD BE NOTED THAT SUBSTITUTE FIRE EQUIPMENT WITH ALTERNATE SPECIFICATIONS SHOULD NOT BE PROVIDED PRIOR TO VALIDATING THOSE SPECIFICATIONS AGAINST THE ITEM CONTROL SCHEDULE AND DESIGN PROVISIONS IN THE MODEL. THIS OFFICE ACCEPTS NO RESPONSIBILITY FOR THE PROCUREMENT OF SUBSTITUTE FIRE AND EQUIPMENT WHICH HAS NOT BEEN REVIEWED AND VALIDATED AGAINST THE ORIGINAL DESIGN PROVISIONS.

**SERVICE POINTS DISCLAIMER**

THE SERVICE POINTS IDENTIFIED ON THESE DRAWINGS HAVE BEEN OVERLAPPED FROM THE BUILDING SERVICES ENGINEERING MODEL, AND ARE PROVIDED FOR INFORMATION AND REFERENCE PURPOSES ONLY. WE HAVE BEEN ADVISED BY THE SERVICES ENGINEER THAT THE POINTS REPRESENTED ON THESE DRAWINGS ARE CORRECT AT THE TIME OF PUBLICATION. THIS OFFICE DOES NOT WARRANT THE ACCURACY OF THIS DATA. REFER TO THE BUILDING SERVICES ENGINEERING DOCUMENTATION FOR THE INSTALLATION OF THE SERVICE POINTS AND THE INTERFACE BETWEEN THE SERVICE POINTS AND THE RESPECTIVE ENGINEERING SYSTEMS.

**ISSUED FOR DRAFT TENDER**

ARCHITECTS

**STH**

ARCH: 21/104/436/00  
PELACO COMPLEX, BUILDING 3, LEVEL 2  
71-31 GOODWOOD ST, HOORNDEN VIC 3201, AUSTRALIA  
PH: (03) 8862233

THIS ARCHITECTURAL DESIGN IS THE COPYRIGHT OF  
SILVER THOMAS HARTLEY AUSTRALIA PTY LTD ABN 21 524 436 065  
AND SHALL NOT BE REPRODUCED WITHOUT THEIR WRITTEN PERMISSION  
CLIENT



**PROJECT**

**GRAFTON BASE HOSPITAL REDEVELOPMENT - ACQUISITION SITE**

184 Arthur St, Grafton NSW 2460

**DRAWING TITLE**

**FLOOR PLAN - LEVEL 01**

**SCALE**

1:100@AO

**DRAWN BY**

AB

**CHECKED**

ML

**DRAWING NO**

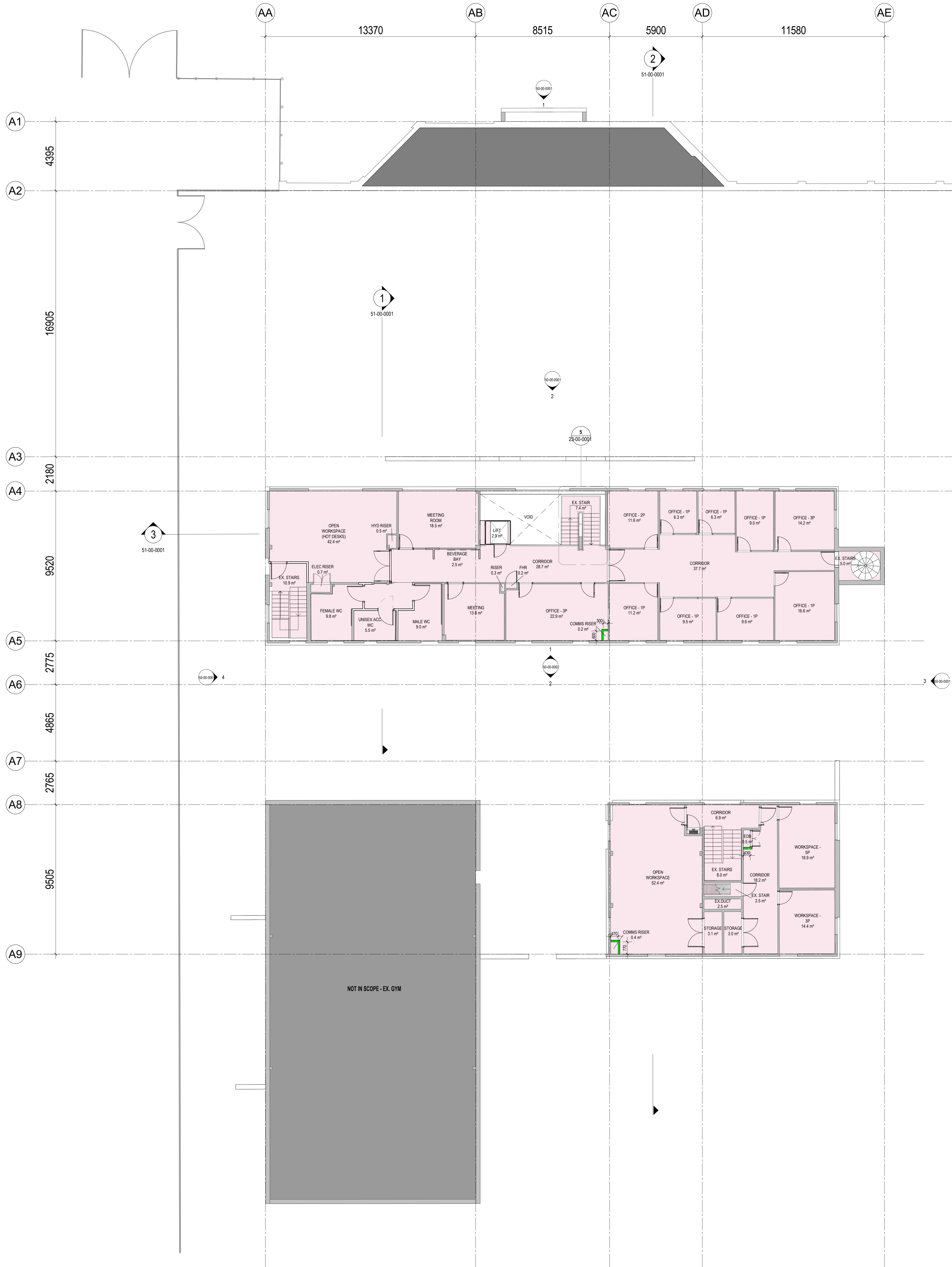
GBHR-AR-DG-ACQ-22-L1-0001

**REVISION**

G

INTERNAL REFERENCE ONLY: STH PROJECT NO: 10708





- LEGEND:**
- EXISTING WALL
  - NEW BRICK WALL
  - NEW PARTITION WALL
- DEPARTMENT LEGEND:**
- BACK OF HOUSE
  - CIRCULATION
  - COURTYARDS
  - EDUCATION / STAFF DEVELOPMENT / SIM CENTRE
  - EXISTING BUILDINGS
  - NOT IN SCOPE
  - PLANT
  - STAFF WORKPLACE
  - TRAINING

**NOTES:**

**MAXIMUM POPULATION:**

- WORKPLACE - 23-50 PEOPLE
- EDUCATION - 15- 80 PEOPLE

**FLOOD PROTECTION:**

- REFER TO ENGINEER'S REPORTS FOR DETAILS

**EXISTING WINDOWS:**

- ALLOW FOR CONTRACTOR TO REVIEW ALL EXISTING WINDOWS FOR DAMAGE TO GLAZING & REPLACE WHERE REQUIRED
- EXISTING BARS TO BE REMOVED FROM WINDOWS
- ALLOW TO REPAIR ANY WINDOW OPENING HANDLES, LOCKS ETC
- PROVIDE WINDOW RESTRICTORS TO ALL WINDOWS ON LEVEL 2 WHICH OPEN WIDER THAN ALLOWABLE UNDER THE BCA CLAUSE D3029 - PROTECTION OF OPENABLE WINDOWS

**EXISTING STAIRS:**

- NEW BALUSTRADES, HANDRAILS, STAIR NOSINGS & TACTILES REQUIRED TO ALL EXISTING STAIRS IN COMPLIANCE WITH AS 1428.1

**NEW KERB RAMPS & LANDINGS:**

- TO COMPLY WITH AS 1428.1

**STORM WATER:**

- REPAIR & MAKE GOOD OF ALL DAMAGED GUTTERS & DOWNPIPES

- LEGEND OF PARTITIONS:**
- EXISTING WALL
  - TYPICAL WALL
  - FIRE COMPARTMENT WALL - SMOKE
  - FIRE COMPARTMENT WALL - 1 HOUR RATED
  - FIRE COMPARTMENT WALL - 2 HOUR RATED

REV				DESCRIPTION	DATE	BY	CHKD
A	1	1	1	WORK IN PROGRESS	18.07.24	ML	
B	1	1	1	ISSUED FOR E&U / WORK IN PROGRESS	12.07.24	ML	
C	1	1	1	ISSUED FOR ACQUISITION SITE PLUS 1	18.07.24	ML	
D	1	1	1	ISSUED FOR ACQUISITION SITE PLUS 2	29.07.24	ML	
E	1	1	1	ISSUED FOR ARCHITECTURAL DESIGN FREEZE	18.08.24	ML	
F	1	1	1	ISSUED FOR DRAFT TENDER	30.08.24	ML	
G	1	1	1	REVISED AS PER MAKE COMMENTS	19.09.24	CH	
H	1	1	1	ISSUED FOR DA ADJUDICUM	08.10.24	RB	

**COPYRIGHT**

ALL RIGHTS RESERVED. THIS WORK IS COPYRIGHTED AND CANNOT BE REPRODUCED OR COPIED IN ANY FORM OR BY ANY MEANS (GRAPHIC, ELECTRONIC OR MECHANICAL INCLUDING PHOTOCOPYING WITHOUT THE WRITTEN PERMISSION OF THE PRINCIPAL UNDER THE TERMS OF THE CONTRACT. ANY LICENCE, EXPRESS OR IMPLIED, TO USE THE DOCUMENT FOR ANY PURPOSE WHATSOEVER IS RESTRICTED TO THE TERMS OF THE AGREEMENT OR IMPLIED AGREEMENT WITH THE PRINCIPAL UNDER THE TERMS OF THE CONTRACT.

**DIMENSIONS**

USE FIGURED DIMENSIONS. DO NOT SCALE. CONTRACTORS MUST VERIFY ALL DIMENSIONS ON THE SITE BEFORE COMMENCING ANY WORK OR MAKING ANY SHOP DRAWING WHICH MUST BE SUBMITTED AND REVIEWED BEFORE MANUFACTURE.

**FIXTURES, FITTINGS & EQUIPMENT SPECIFICATIONS**

SUBSTITUTE FIRE EQUIPMENT SPECIFICATIONS

THE FIRE RISK DESIGN AND DOCUMENTATION HAS BEEN COMPLETED ON THE BASIS OF FIRE AND EQUIPMENT ADVISED TO THIS OFFICE AT THE TIME OF BRIEFING THE DESIGN. THE DESIGN PROVIDES FOR FIRE AND EQUIPMENT INCORPORATES SPATIAL ALLOCATIONS, SERVICES, LOADING AND ACCESS CLEARANCES AND WHERE APPROPRIATE SERVICES REQUIREMENTS. MAKING THE RECORDS FOR SUBSTITUTION OF EQUIPMENT AND FITTINGS. IT SHOULD BE NOTED THAT SUBSTITUTE FIRE EQUIPMENT WITH ALTERNATE SPECIFICATIONS SHOULD NOT BE PROVIDED PRIOR TO VALIDATING THOSE SPECIFICATIONS AGAINST THE ITEM CONTROL SCHEDULE AND DESIGN PROVISIONS IN THE MODEL. THIS OFFICE ACCEPTS NO RESPONSIBILITY FOR THE PROCUREMENT OF SUBSTITUTE FIRE AND EQUIPMENT WHICH HAS NOT BEEN REVIEWED AND VALIDATED AGAINST THE ORIGINAL DESIGN PROVISIONS.

**SERVICE POINTS DISCLAIMER**

THE SERVICE POINTS IDENTIFIED ON THESE DRAWINGS HAVE BEEN OVERLAPPED FROM THE BUILDING SERVICES ENGINEERING MODEL, AND ARE PROVIDED FOR INFORMATION AND RETAIL PURPOSES ONLY. WE HAVE BEEN ADVISED BY THE SERVICES ENGINEER THAT THE POINTS REPRESENTED ON THESE DRAWINGS ARE CORRECT AT THE TIME OF PUBLICATION. THIS OFFICE DOES NOT WARRANT THE ACCURACY OF THIS DATA. REFER TO THE BUILDING SERVICES ENGINEERING DOCUMENTATION FOR THE INSTALLATION OF THE SERVICE POINTS AND THE INTERFACE BETWEEN THE SERVICE POINTS AND THE RESPECTIVE ENGINEERING SYSTEMS.

**ISSUED FOR DRAFT TENDER**

ARCHITECTS

**STH**

ARN: 21 124 478 80  
PELACO COMPLEX BUILDING 3 LEVEL 2  
71-31 GOODWOOD ST HO-MORING VIC 3101 AUSTRALIA  
PH: (03) 8862 2233

THIS ARCHITECTURAL DESIGN IS THE COPYRIGHT OF  
SILVER THOMAS HASELEY (AUST PTY LTD) ARN 21 124 478 80  
AND SHALL NOT BE REPRODUCED WITHOUT THEIR WRITTEN PERMISSION

CLIENT

**NSW** GOVERNMENT | **Health** Infrastructure

PROJECT

**GRAFTON BASE HOSPITAL REDEVELOPMENT - ACQUISITION SITE**

184 Arthur St, Grafton NSW 2460

DRAWING TITLE

**FLOOR PLAN - LEVEL 02**

SCALE: 1:100@A0

DRAWN BY: JT

CHECKED: ML

DRAWING No: GBHR-AR-DG-ACQ-22-L2-0001

REVISION: H

INTERNAL REFERENCE ONLY: STH PROJECT NO: 10708



NOT FOR CONSTRUCTION

UR

(BITUMEN SURFACE)

BOUNDARIES ARE APPROXIMATE ONLY  
AS PER O'DONOHUE HANNA & ASSOCIATES  
PTY LTD DWG NOTE ON DWG No. 13292-01

CONSTRUCTION ACCESS

STREET

ARTHUR STREET

EXISTING WALL TO BE  
RETAINED

EXISTING  
OUTDOOR  
COVERED  
AREA






EXISTING  
BLOCK A  
FL 7.100

EXISTING  
BLOCK B  
FL 7.100




EXISTING  
BLOCK C

EXISTING  
BLOCK D

#### SOIL AND WATER MANAGEMENT LEGEND

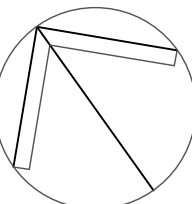
- SEDIMENT FENCE /  
HOARDING
-  TEMPORARY SHAKER  
RAMP FOR ENTRY/EXIT
-  GEOTEXTILE PIT FILTER /  
FILTER SURROUND  
INSTALLED ON EXISTING  
PIT
-  SANDBAG INLET  
SEDIMENT TRAP
-  OVERLAND FLOW
-  SITE ACCESS GATE

#### SURVEY LEGEND:

- 37.00— CONTOUR (EX.)
- C— TELECOMMUNICATIONS LINE (EX.)
- W— WATERMAIN LINE (EX.)
- G— GAS LINE (EX.)
- S— SEWER LINE (EX.)
- ==— STORMWATER LINE (EX.)
- — — — — PROPERTY BOUNDARY
- 33.45 EX SURFACE LEVEL
-  EX STORMWATER PIT
-  EX GRATED DRAIN
-  EX TREE

© COPYRIGHT of this design and plan is the  
property of ACOR Consultants Pty Ltd, ACN  
079 306 246 ABN 40 079 306 246, all rights  
reserved. It must not be used, modified,  
reproduced or copied wholly or in part without  
written permission from ACOR Consultants Pty  
Ltd.

North



This drawing has been assigned an electronic code that signifies the drawing has been checked and  
approved by: Approver

Issue	Description	Date	Drawn	Approved
P1	DRAFT D.A.	29.08.2023	MD	SN
P2	D.A. ISSUE	15.09.2023	MD	SN
P3	D.A. ISSUE	05.04.2024	AL	SN

#### NOTES:

- NO EARTHWORKS.
- EXTERNAL PAVEMENTS TO BE RETAINED (OR  
REINSTATED WHERE SERVICES WORK NEEDS TO  
OCCUR).

1 0 1m at full size 20m

Client  
**HEALTH INFRASTRUCTURE**

Architect  
**WOODS BAGOT**

2/60 Carrington St,  
Sydney, NSW 2000  
(02) 9249 2500

Project  
**GRAFTON HOSPITAL ACQUISITION SITE**

184 Arthur St,  
Northern NSW Local Health District,  
NSW 2460



**ACOR Consultants Pty Ltd**  
Suite 2, Level 1, 33 Herbert Street  
St Leonards NSW 2065  
T +61 2 9438 5098



ENGINEERS | MANAGERS | INFRASTRUCTURE PLANNERS | DEVELOPMENT CONSULTANTS

Drawing Title  
**SEDIMENT & EROSION CONTROL PLAN**

**WARNING**  
NO DRAINAGE WORKS SHALL COMMENCE  
UNTIL THE CONTRACTOR CONFIRMS THE  
I.L. OF ALL EXISTING DRAINS, AND  
CONFIRMS IN WRITING WITH THE  
ENGINEERING SUPERVISOR.

ALL EXISTING PROPERTY SERVICES' LOCATIONS AND DEPTHS ARE  
APPROXIMATE AND MUST BE VERIFIED ON SITE.  
THE CONTRACTOR SHOULD SUPPLY PRECISE LOCATIONS AND  
DEPTHS TO THE ENGINEER FOR REVIEW PRIOR TO ANY WORKS  
THAT MAY AFFECT THESE SERVICES.

NOTE:  
EXISTING UTILITY LOCATIONS ARE INDICATIVE  
ONLY. REFER TO SERVICE PROVIDER FOR EXACT  
POSITION.



**WARNING**  
**BEWARE OF UNDERGROUND SERVICES**

THE LOCATIONS OF UNDERGROUND SERVICES ARE  
APPROXIMATE ONLY AND THEIR EXACT POSITION  
SHOULD BE PROVEN ON SITE. NO GUARANTEE IS  
GIVEN THAT ALL EXISTING SERVICES ARE SHOWN.

Drawn	Date	Scale	A1	O.A. Check	Date
AL	05/04/2024	1:250		SN	05/04/2024
Designed	Project No.	Dwg No.	Issue		
MD	23-0693	DA101	P3		



NOT FOR CONSTRUCTION

© COPYRIGHT of this design and plan is the property of ACOR Consultants Pty Ltd, ACN 079 306 246 ABN 40 079 306 246, all rights reserved. It must not be used, modified, reproduced or copied wholly or in part without written permission from ACOR Consultants Pty Ltd.

North

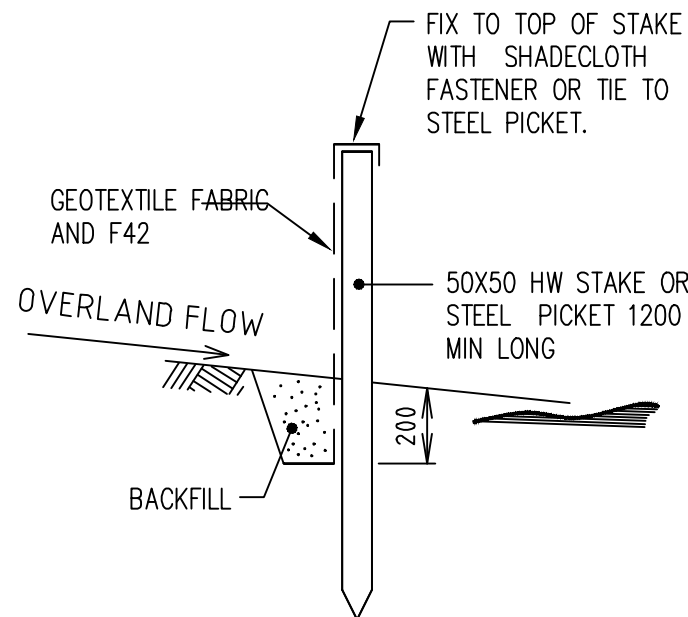
This drawing has been assigned an electronic code that signifies the drawing has been checked and approved by: Approver

Issue.	Description	Date	Drawn	Approved
P1	DRAFT D.A.	29.08.2023	MD	SN
P2	D.A. ISSUE	15.09.2023	MD	SN
P3	D.A. ISSUE	05.04.2024	AL	SN

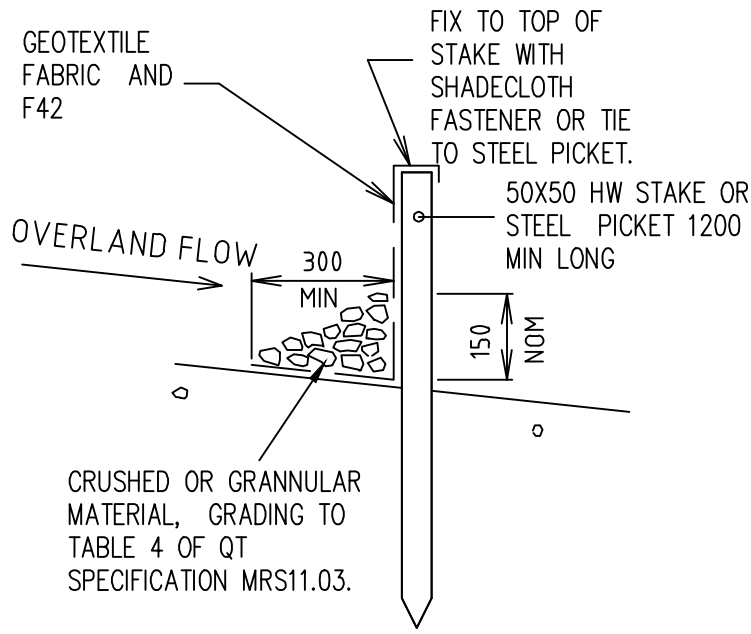

NOTES:

- NO EARTHWORKS.

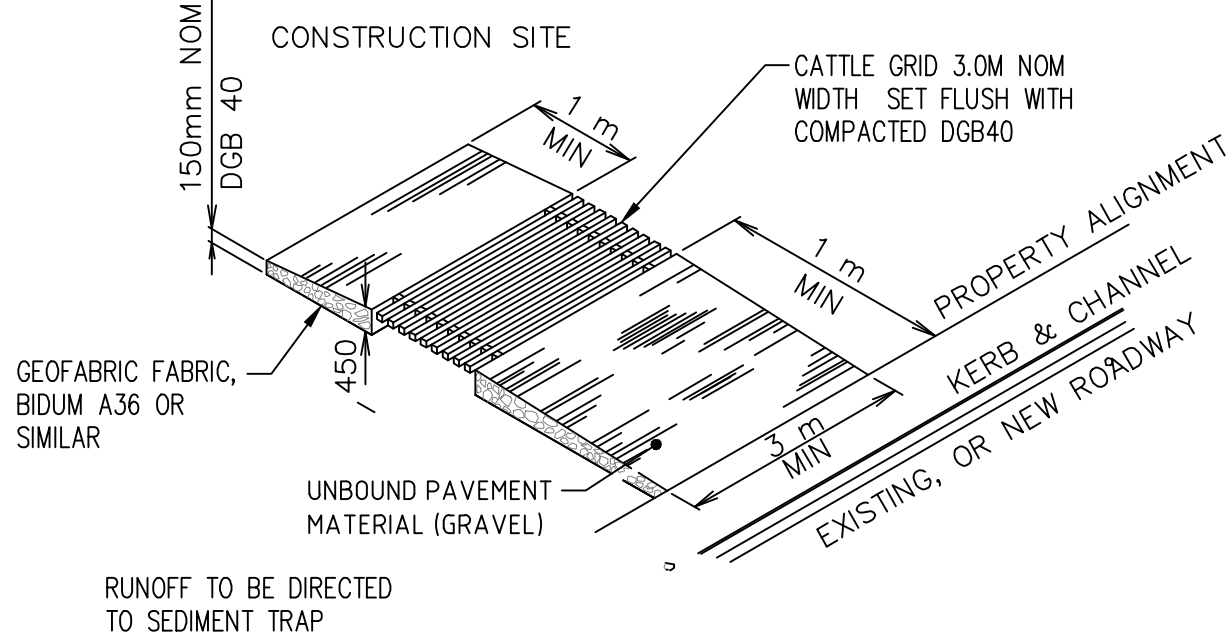
- EXTERNAL PAVEMENTS TO BE RETAINED (OR REINSTATED WHERE SERVICES WORK NEEDS TO OCCUR).



## ALTERNATIVE 1

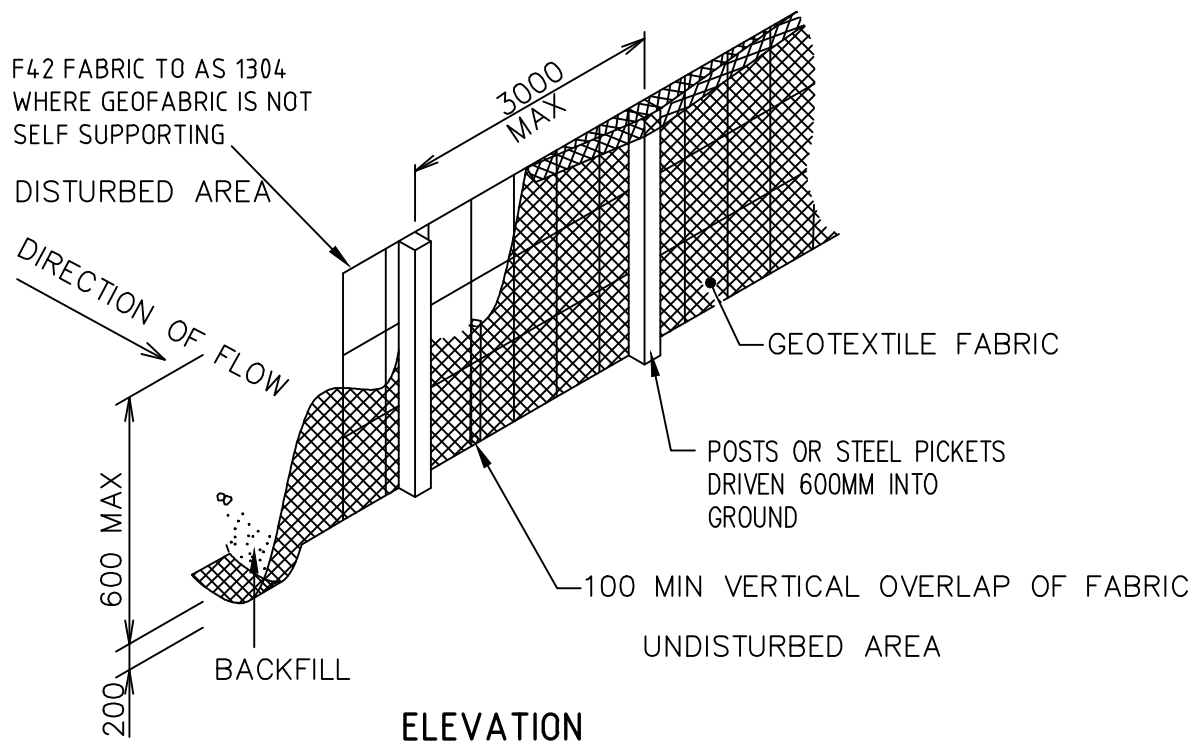
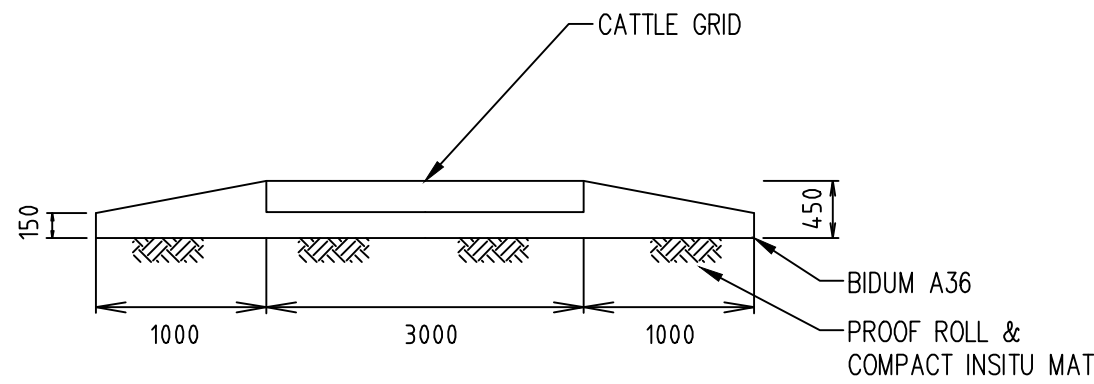


## ALTERNATIVE 2



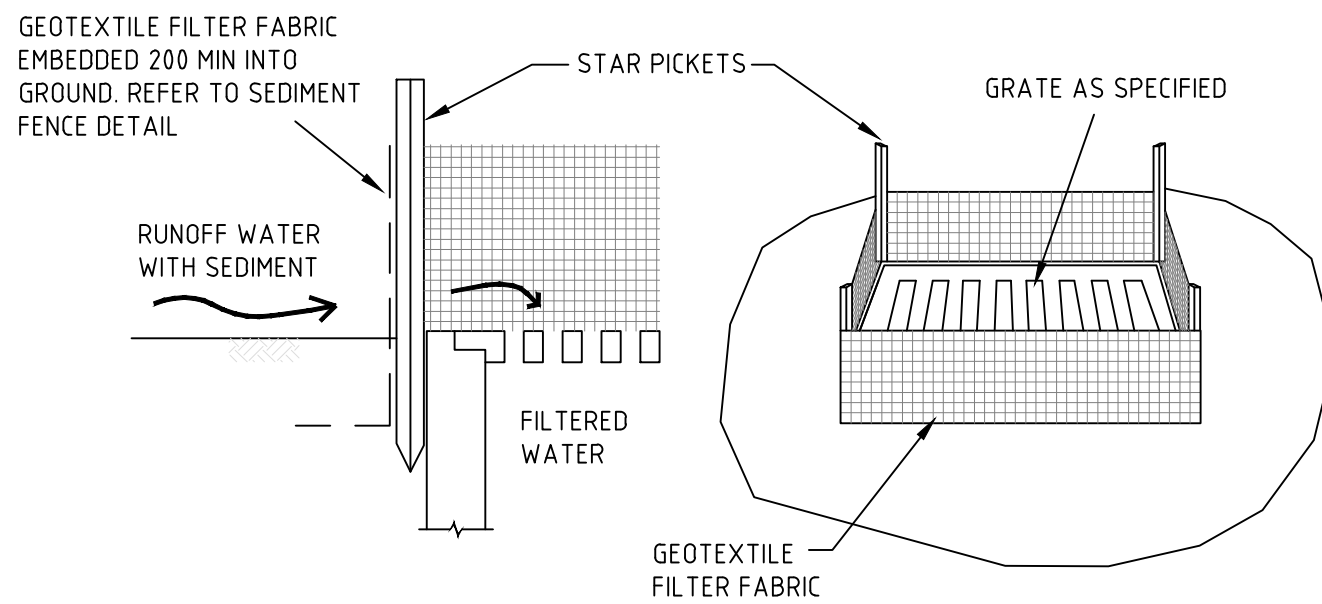
**TEMPORARY CONSTRUCTION VEHICLE**  
**ENTRY/EXIT SHAKER RAMP (TYPICAL)**

NOT TO SCALE



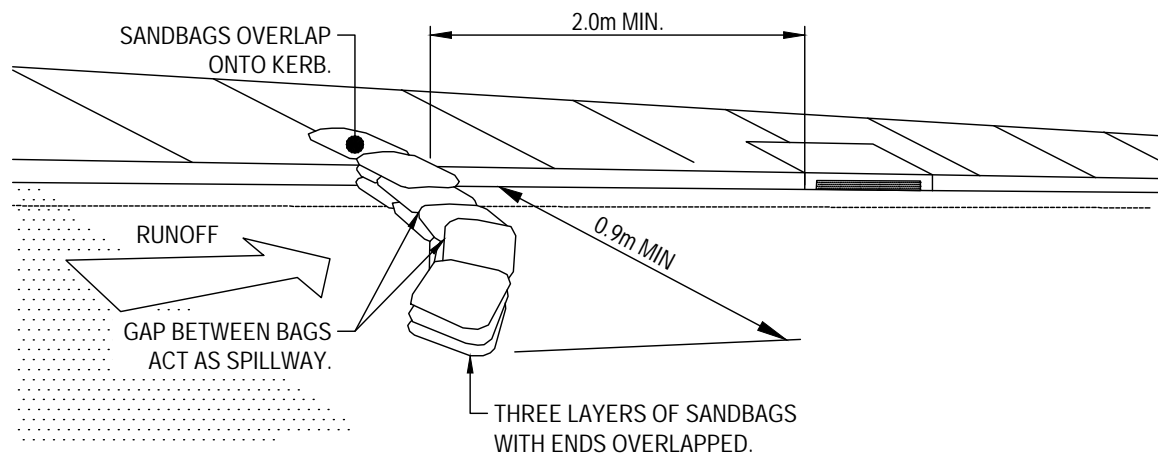
## SEDIMENT FENCE

NOT TO SCALE

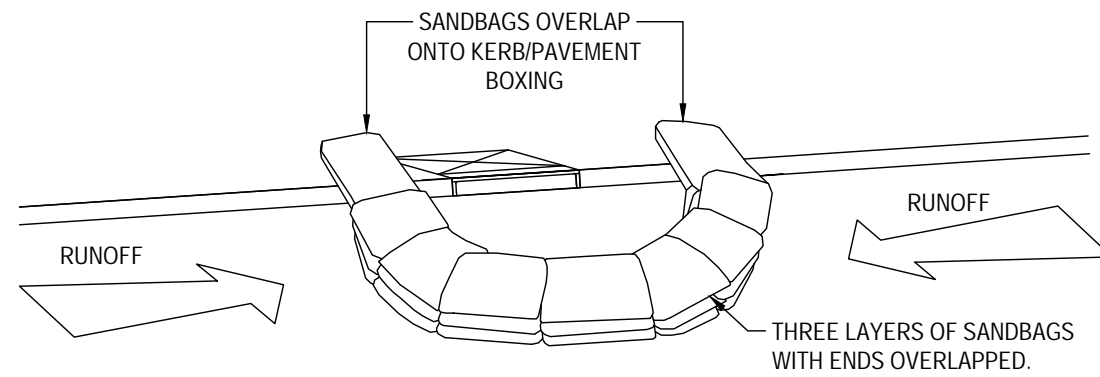


## GEOTEXTILE PIT FILTER 1

NOT TO SCALE



SANDBAG SEDIMENT TRAP - AT ON GRADE PIT



### SANDBAG SEDIMENT TRAP - AT KERB SAG PIT

### SANDBAG SEDIMENT TRAP.

N.T.S

M.T.S.

Client

## HEALTH INFRASTRUCTURE

Architect

WOODS BAGOT

2/60 Carrington St,  
Sydney, NSW 2000  
(02) 9249 2500

Project

GRAFTON HOSPITAL ACQUISITION SITE

184 Arthur St,  
Northern NSW Local Health District,  
NSW 2460



**ACOR Consultants Pty Ltd**  
Suite 2, Level 1, 33 Herbert Street  
St Leonards NSW 2065  
T +61 2 9438 5098



ENGINEERSMANAGERSINFRASTRUCTURE PLANNERSDEVELOPMENT CONSULTANTS

Drawing Title  
SEDIMENT & EROSION CONTROL DETAILS

Drawn AL	Date 05/04/2024	Scale N.T.S.	A1	Q.A. Check SN	Date 05/04/2024
Designed MD	Project No. 23-0693			Dwg No. DA102	Issue P3